

# DOME CAMERA MOUNT OPTIONS









	DRY WALL MT BLOCK WALL MT	HORIZONTAL WALL MOUNT	PENDANT MOUNT	POLE MOUNT	CORNER MOUNT	SURFACE MOUNT 'T' BAR CEILING MOUNT	FLUSH 'T' BAR IN CEILING MOUNT	PARAPET	ELECTRICAL, HEX & SINGLE GANG BOX'S	OUTDOOR WALL JUNCTION BOX
Ax68/78R	Built in	DB78BB, DB60	DB78BB	DB78BB, DB60, DB60CPM	DB78BB, DB60, DB60CPM	Built in	-	i3D706, CP1	DB78BB	i3D704, CP1 or i3D705, CP1
Ax63Z	-	i3D703 or i3D704	i3D702 or i3D705	i3D703, i3D708	i3D703, i3D707	-	-	i3D706	-	i3D704 or i3D705
Ax62V	Built in	DB60	Built in	DB60, DB60CPM	DB60, DB60CPM	Built in	Built in	i3D706, CP1	Built in	i3D704, CP1 or i3D705, CP1
Ax45/65/75RM Ax65W	Built in	DB60	Built in	DB60, DB60CPM	DB60, DB60CPM	Built in	Built in	i3D706, CP1	Built in	i3D704, CP1 or i3D705, CP1
Ax47R2/4 Ax57R2/4 Ax67R2/4	Built in or B7	B7, DB60	B7	B7, DB60, DB60CPM	B7, DB60, DB60CPM	Built in	-	i3D706, CP1	B7	i3D704, CP1 or i3D705, CP1
Am42/52R	Built in	DB60	Built in	DB60, DB60CPM	DB60, DB60CPM	Built in	AM42FM	i3D706, CP1	Built in	i3D704, CP1 or i3D705, CP1



## 360° IP CAMERA BRACKETS. USE WITH AX68R/78R

 <b>DB78BB</b>	Pendant Mount Back Box 3/4" NPT for Ax68/78R	 <b>DB78TSM</b>	Tapered Surface Mount 3/4" NPT for Ax68/78R
---	--	--	---



## FULL SIZE PTZ BRACKETS. USE WITH AX63Z.

 <b>i3D702</b>	Pendant Surface Pipe Mount (use with CP2, D709)	 <b>i3D703</b>	Wall Mount (use with CP2, D707, D708)
 <b>i3D704</b>	Junction Box Gooseneck Wall Mount 1.5" NPT (use with CP1, D709)	 <b>i3D705</b>	Junction Box Pendant Wall Mount 1.5" NPT (use with CP1, D709)
 <b>i3D706</b>	Parapet Mount (use with CP1, D709) 1.5" NPT	 <b>i3D707</b>	Corner Mount (use with i3D703)
 <b>i3D708</b>	Pole Mount (use with D703)	 <b>i3D709</b>	Pipe Extension 1.5" NPT (use with D702, D704, D705, D706, CP1, CP2)



## MOUNT BRACKET COUPLERS. ADD TO PTZ FULL SIZE BRACKETS TO USE WITH ALL OTHER i3 DOME AND 360° CAMERAS.

 <b>CP1</b>	Coupler Male 3/4" to Female 1.5". Add to compatible PTZ brackets to use with all other i3 dome cameras and B7, DB78BB	 <b>CP2</b>	Coupler Male 3/4" to Male 1.5". Add to compatible PTZ brackets to use with all other i3 dome cameras and B7, DB78BB
--	---	--	---

## ACCESSORIES FOR Ax47/57/67R and Am42R/52R/52RM

 <b>B7</b>	Pendant Mount Back Box 3/4" & 3/4" NPT for Ax46/66R, Ax47/57/67R Series
 <b>AM42FM</b>	Flush Mount plate for Am42R/52RM Series

## GENERIC BRACKETS. FIT MOST i3 CAMERAS & BACK BOXES.

 <b>DB60</b>	Dome Wall Mount Bracket 3/4" NPT
 <b>DB60CPM</b>	Corner Mount / Pole Mount Bracket for DB60