



Re: SRX-Pro Service v7.1.2.49 Release Notice

July 3, 2020

To all of our customers and partners;

This bulletin is the official notice of the SRX-Pro Service (Pro Setup) **v7.1.2.49** release. Released in conjunction with **VPC v7.1.2.49**.

The new software installation package is now available for download from the i3 website: <http://i3international.com/support/download>.

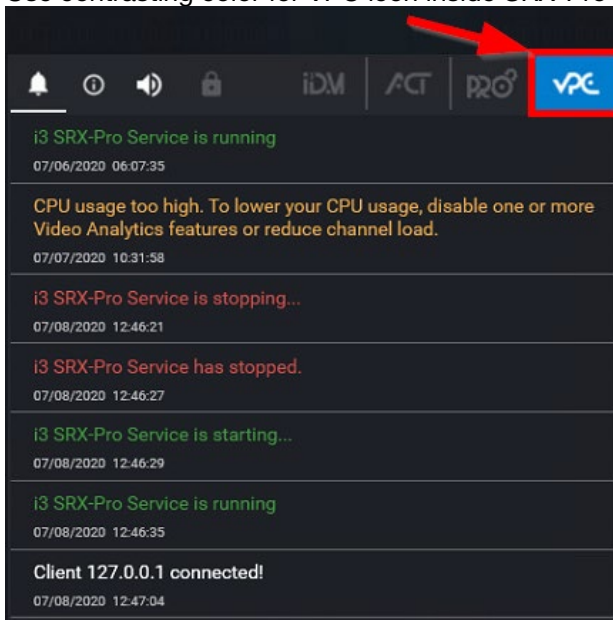
This software version is going to be used in Production as a standard default software version for all standard NVR starting **Monday, July 6, 2020**. To continue receiving your NVRs with SRX-Pro v6 or an earlier version of SRX-Pro v7, please speak to your RSM to arrange for a “Special Routing” to be created for your NVRs.

Release History:

v7.1.2.0 (Interim Release. January 17, 2020)

Improvements:

- Fast Playback performance improvement on VPC (including playback with audio). Smooth video playback at 2x, 4x, 8x, and 16x speeds when playing saved video forwards or backwards. This improvement requires both VPC and SRX-Pro to be upgraded to version 7.1.2.X. (#20326)
- Event log added in Server Logs when license is upgraded (imported), both for upgrades done via SRX-Pro Setup and via CMS Server. (#22401)
- Use contrasting color for VPC icon inside SRX-Pro Monitor for better visibility. (#22758)



CONTACT US

www.i3international.com

Toll free: 1.866.840.0004
Tel: 416.261.2266
Fax: 416.759.7776

CANADA

i3 International Inc.

780 Birchmount Rd, Unit 16
Toronto, Ontario
M1K 5H4, Canada

USA

i3 America (Nevada) Inc.

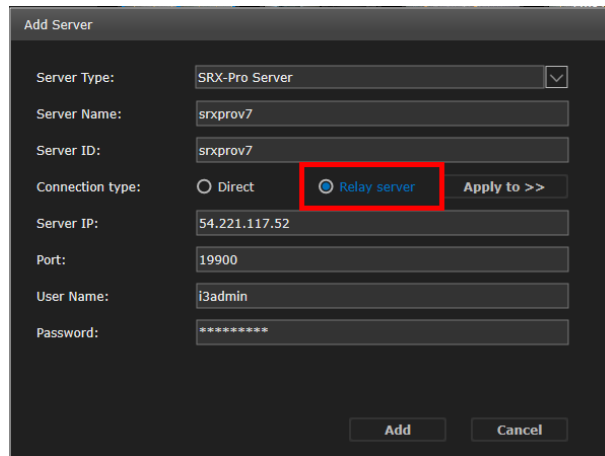
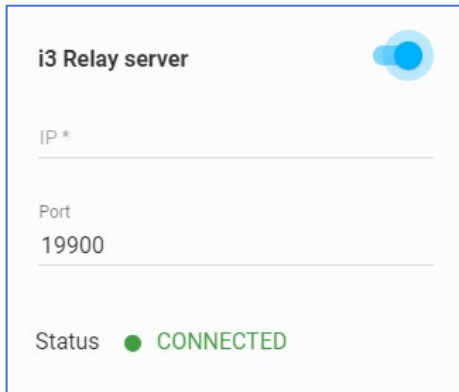
4001 Cobb International Boulevard,
Kennesaw, GA 30152

- Change the default text overlay delay from 1800 to 60 frames. (#22931)
Previous default of 1800 frames ranged from at least 60 seconds (@30fps) and up to 4 minutes (@7.5fps) and longer. This duration was reportedly too long and sometimes confused the users into thinking there has been a new transaction when there hasn't been any in the past several minutes. The new default delay value of 60 frames, depending on the recording frame rate, will range from 2 seconds (@30fps) to 60 seconds (@1fps). Preferred delay value can still be adjusted based on customer preference, but the new default value will meet the expectations of the majority of users.
- Built-in PAC Converter v3.1.2.15 into the installation package

v7.1.2.20 (Interim Release. March 31, 2020)

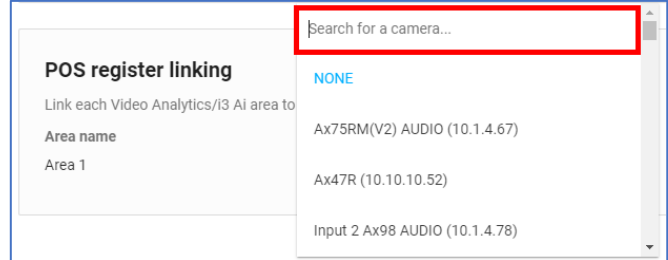
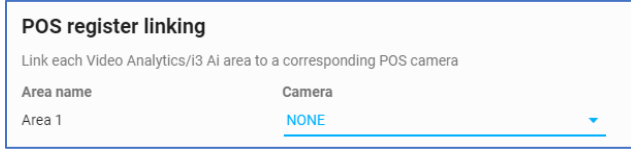
New Features:

- Support Color Search option via VPC v7.1. Color Search feature must be first enabled on i3Ai, the same channel must also be added to SRX-Pro Server and linked to i3Ai. (#23847)
See VPC v7.1.2.49 release bulletin for more information about the Color Search feature.
- Allow remote connection through an **i3 Relay Server**. i3 Relay Server is hosted and managed by i3 International Inc. In network environments, where inbound traffic is not permitted, and VPC ports may not be opened for direct remote connection, SRX-Pro Server can be configured to permit remote connection via a dedicated i3 Relay Server. (#25960)
In the SRX-Pro Setup > Server > Communication > Network settings setup, enable the i3 Relay Server toggle switch. Enter i3 Relay Server IP address and Port.
In VPC, select "**Relay server**" when adding a new Server connection. Enter i3 Relay Server IP address and Port, along with the remote Server's ID and credentials.



Improvements:

- Add Search camera option in POS register linking section. (#23951)
 POS register linking is available in SRX-Pro Setup > Cameras > i3Ai tab for cameras with *Traffic & dwell* option enabled.
 Search option has been added to the Camera drop-down menu to quickly locate the correct camera.



- Upgrade Sailmast/GiPi 2.1 to add a new http_auth_type field to support legacy Honeywell camera models (#26498)
- CMS Video Streaming fast playback issue resolved via i3mediaserver and the newest PAC Converter version.
- Built-in PAC Converter v3.1.2.22 into the installation package

Limitations

- Fast playback is not correctly supported on SRX-Pro Mobile for this version. When connecting to SRX-Pro v.7.1.2.20, playback cannot be done at regular (1x) speed and will always play in fast motion.

v7.1.2.24 (Interim Release. April 17, 2020)

Improvements:

- Vulnerability scan compliance achieved (#27223, #27225, #27251)
 - Use TLS 1.2 instead of SSL 2.0.
 - In Server>Communication>Network settings>Web Configuration set Use SSL to Disabled by default.
 - Use http by default (instead of https) when launching SRX-Pro (Web) Setup
 - Disable UPnP Service to prevent SRX-Pro Service from being discovered on the network using UPnP.
 - i3Ai Server in i3Ai setup page must be added manually by the user to facilitate connection between i3Ai and SRX-Pro.
- Fixed: i3 Relay Server settings not sent to CMS Server correctly (#27070)
- Change the default SRX-Pro web setup location to http:// instead of https://. This prevents the localhost "invalid certificate" message when accessing SRX-Pro Setup locally through a web browser, since an SSL certificate cannot be issued for 127.0.0.1 localhost. (#27298, #27300)
- Built-in PAC Converter v3.2.2.0 into the installation package

Limitations:

- Fast playback is not correctly supported on SRX-Pro Mobile for this version. When connecting to SRX-Pro v7.1.2.24, playback cannot be done at regular (1x) speed and will always play in fast motion.

- To successfully link SRX-Pro v.7.1.2.24 and i3Ai v7.1.2.3, “Use SSL” option must be enabled in i3Ai > System > Communication > Web configuration setup first.

v7.1.2.28 (Interim Release. April 24, 2020)

New Features:

- Upgrade Sailmast/GiPi adapter (#27324) with following changes:
 - Support new HR16 v2 encoder (#27140)
 - Support new i3 default password for i3admin account: i3admin1 (#27329)
 - Support Axis audio via GiPi (#27332)

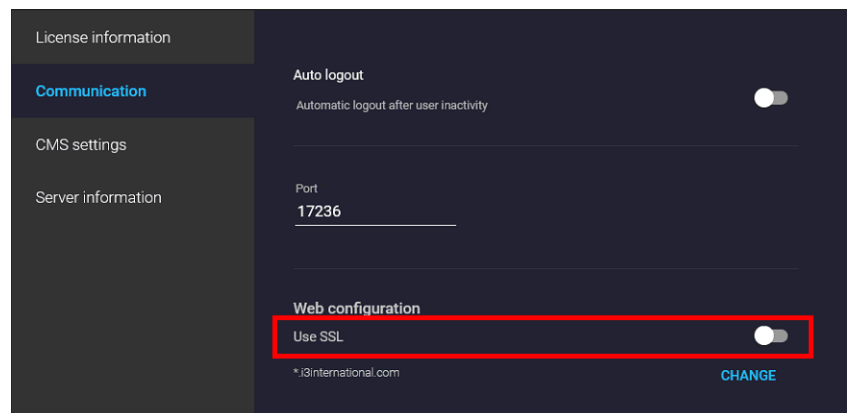
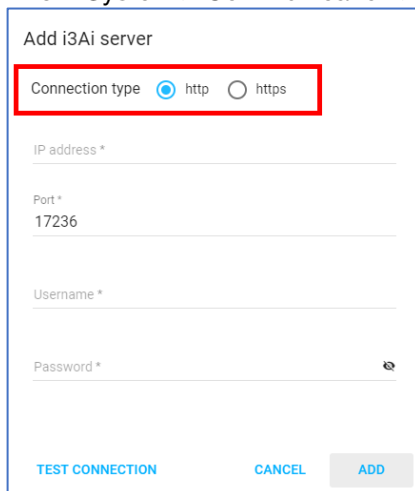
Improvements:

- In SRX-Pro Server > Cameras > i3Ai > Add i3Ai Server, add Connection type selection: http (default) and https (#27298, #27301).
http vs https selection must be consistent in SRX-Pro and i3Ai for successful connection to occur.

Option A (successful connection).

In SRX-Pro > Cameras > i3Ai > Add i3Ai server, **http** is selected;

In i3Ai System > Communication > Web configuration, Use SSL is turned **OFF**.



Option B (successful connection).

In SRX-Pro > Cameras > i3Ai > Add i3Ai server, **https** is selected;

In i3Ai System > Communication > Web configuration, Use SSL is turned **ON**.

Add i3Ai server

Connection type http https

IP address *

Port *
17236

Username *

Password *

TEST CONNECTION CANCEL ADD

License information

Communication

CMS settings

Server information

Auto logout
Automatic logout after user inactivity

Port
17236

Web configuration
Use SSL

*i3international.com CHANGE

Note: Any other combination will not result in a successful connection.

v7.1.2.48 (Interim Release. June 5, 2020)

Improvements:

- Improve HR16 v2 functionality support to include changing video settings and video loss alert support (#27399, #27180)
- Fixed: Upgrade process from SRX-Pro v6 can occasionally result in MAC address duplication on several cameras causing further issues, such as inability to assign channel to the main stream of Ax68/78 Fisheye camera, or displaying Input 1 of HR16 encoder as “Disconnected”. (#27788)
- Restore Hardware and IP camera configuration from last backup if configuration is corrupted. (#28137)
- Fixed: VPC crash in unstable network environment when connecting to a remote site via Relay Server and completing video backup. (#28130)
- Fixed: When playing back video on multiple channels at the same time, playback can stop on random channels (#27968)

v7.1.2.49 (Official/Production Release. June 15, 2020)

Improvements:

- Fixed: Upgrade process from SRX-Pro v6 can occasionally result in MAC address duplication because AA:BB:CC:DD:EE and AA-BB-CC-DD-EE (“-“ instead of “:”) are considered as different.

Limitations:

- English-language support only

SRX-Pro v7.1 Compatibility Table.

Note: For i3 application compatibility, refer to i3’s Software Compatibility Chart technical bulletin on [Media Library](#) web page. Search **Technical Bulletins** > **Software** subfolder for the latest revision.



i3 Application / Device	Compatibility
SRX-Pro configuration	v.3.3.X.X to v.6.0.2.X
UIO8	UIO8 Firmware v2.3.0 to v2.3.6
CMS Web	CMS v5.8.2.0 or higher
PACDM	PACDM v7.22.2.0 PAC Converter v3.2.2.0
VPC	VPC v7.1.2.49 or higher
i3Ai	i3Ai v7.1.2.3
ACT	Annexus Configuration Tool v1.7.2.6. and higher

About Version:

Version 7.1.2.49

Build Date: June 15, 2020

Please contact technical support if you have any questions or issues.

Email: support@i3international.com

Tel.: 1.877.877.7241

Live Chat: <http://i3chat.i3international.com/chat>

CONTACT US

www.i3international.com

Toll free: 1.866.840.0004

Tel: 416.261.2266

Fax: 416.759.7776

CANADA

i3 International Inc.

780 Birchmount Rd, Unit 16

Toronto, Ontario

M1K 5H4, Canada

USA

i3 America (Nevada) Inc.

4001 Cobb International Boulevard,

Kennesaw, GA 30152