

Re: SRX-Pro Server v7.3.2.120 Release Notice

July 8, 2024

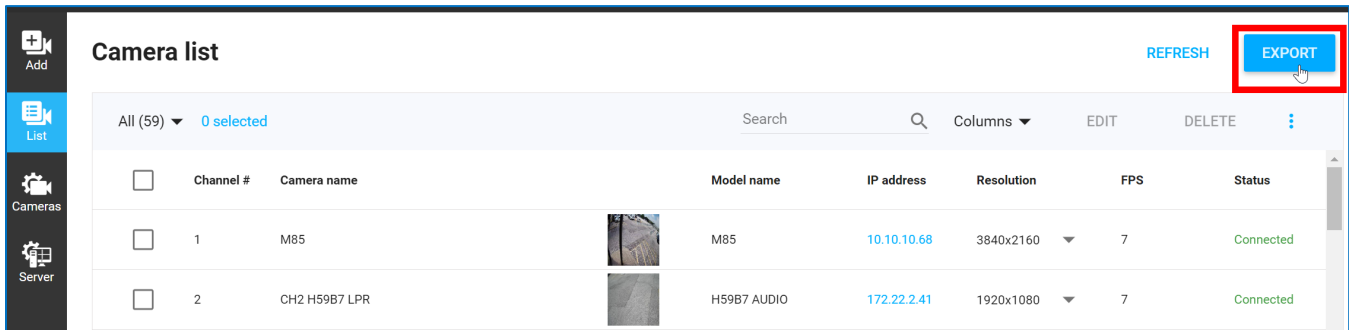
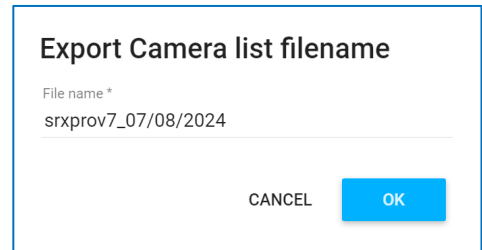
To all of our customers and partners;

This bulletin is the official notice of the SRX-Pro Server **v7.3.2.120 (Build 31-May-2024)** release. The new software installation package is now available for download from the i3 website: <https://i3international.com/support/download>.

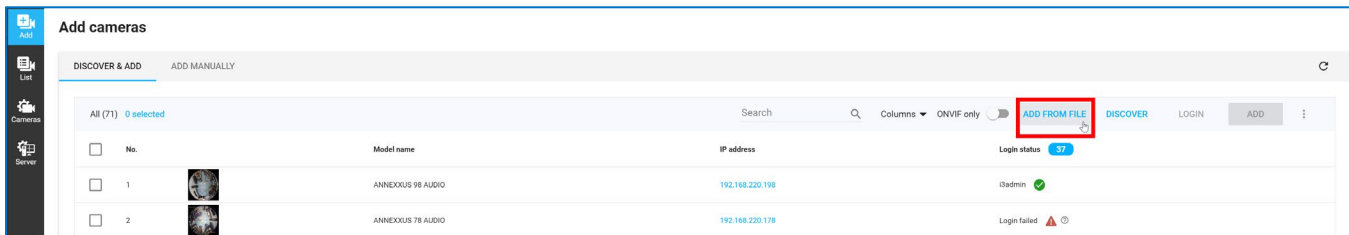
Effective **Monday, July 8, 2024** this release package will be used as the default Production software version for all standard NVRs. To continue receiving your NVRs with an earlier version of SRX-Pro/VPC v7, please speak to your RSM to arrange for a "Special Routing" to be created for your NVRs.

New Features:

- Export list from the Setup > List tab.**
Import saved list from the Setup > Add tab. (#69748)
 This feature is useful for saving the camera list, credentials (encrypted), and specs post-installation. It also helps reduce downtime by enabling you to import a saved camera list to a new server, avoiding manual re-entry. Importing restores any altered channel sequences or recording settings (like resolution, fps, and streaming options) to their initial setup.

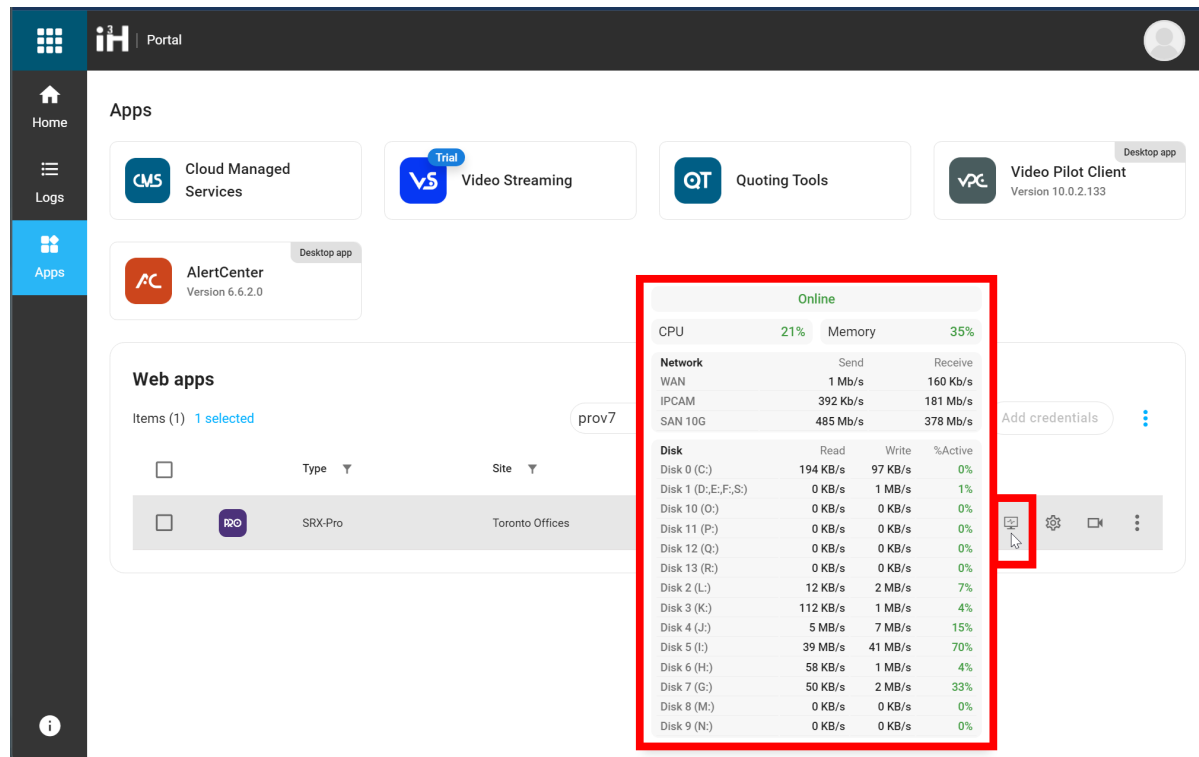


A	B	C	D	E	F	G	H	I	J	K	L	M	N	O	P	Q	R
1	Camera name	Model name	IP address	Adapter	Port	Input	Resolution	Stream	FPS	Sub resolt	Sub	MAC	Status	PTZ	Audio	Username	Password
2	1 M85	M85	10.10.10.68	ONVIF	80	1	3840x2160	UDP	7	640x480	10	18:F8:7A:07:D9:6F	Connected	Disabled	NONE	WlboJqIvjoDGI	Mo+mCxaKdx2LmY
3	2 CH2 H59B7 LPR	H59B7 AUDIO	172.22.2.41	ONVIF	80	1	1920x1080	UDP	7	704x480	10	18:F8:7A:06:C9:DF	Connected	Disabled	NONE	WlboJqIvjoDGI	eN04qjCWBi0NRBq
4	3 CH3, Ax67R, Unit 16	Grak ANNEXXUS 67R	10.1.4.150	ANNEXXUS	80	1	2048x1536	UDP	7	360x240	15	18:F8:7A:04:1C:88	Connected	Disabled	NONE	WlboJqIvjoDGI	WlboJqIvjoDGCbhc
5	4 CH4, Unit 16Ax75RM	ANNEXXUS 75RM AUDIO	10.1.4.191	ANNEXXUS	80	1	2688x1520	UDP	7	368x240	15	18:F8:7A:04:03:93	Connected	Disabled	NONE	WlboJqIvjoDGI	Mo+mCxaKdx2LmY
6	5 CH5, Unit 16 Ax75RM	ANNEXXUS 75RM AUDIO	10.1.4.113	ANNEXXUS	80	1	2688x1520	UDP	3	368x240	15	18:F8:7A:04:03:92	Connected	Disabled	NONE	WlboJqIvjoDGI	Mo+mCxaKdx2LmY
7	6 CH6, M77, Unit 16	HW JK M77R2 AUDIO	10.1.4.58	ONVIF	80	1	2592x1944	UDP	7	704x480	10	18:F8:7A:07:60:35	Connected	Disabled	NONE	WlboJqIvjoDGI	eN04qjCWBi0NRBq



- Send NVR health status to i3Host (Apps tab) (#71906)

In i3Host > Apps tab, hover over the SRX-Pro server line, and click on the NVR Health Status icon: NVR health status shows a variety of server performance statistics, including CPU, RAM, Network traffic (send/receive), Disk information (read/write, % Active).



The screenshot shows the i3Host Portal interface. Under the 'Apps' tab, the 'Web apps' section is active, showing a table with one item selected: SRX-Pro at Toronto Offices. A red box highlights the NVR Health Status pop-up window for the SRX-Pro server. The window shows the following data:

Online			
CPU	21%	Memory	35%
Network		Send	Receive
WAN		1 Mb/s	160 Kb/s
IPCAM		392 Kb/s	181 Mb/s
SAN 10G		485 Mb/s	378 Mb/s
Disk		Read	Write %Active
Disk 0 (C:)		194 KB/s	97 KB/s 0%
Disk 1 (D:,E:,F:,S:)		0 KB/s	1 MB/s 1%
Disk 10 (O:)		0 KB/s	0 KB/s 0%
Disk 11 (P:)		0 KB/s	0 KB/s 0%
Disk 12 (Q:)		0 KB/s	0 KB/s 0%
Disk 13 (R:)		0 KB/s	0 KB/s 0%
Disk 2 (L:)		12 KB/s	2 MB/s 7%
Disk 3 (K:)		112 KB/s	1 MB/s 4%
Disk 4 (J:)		5 MB/s	7 MB/s 15%
Disk 5 (I:)		39 MB/s	41 MB/s 70%
Disk 6 (H:)		58 KB/s	1 MB/s 4%
Disk 7 (G:)		50 KB/s	2 MB/s 33%
Disk 8 (M:)		0 KB/s	0 KB/s 0%
Disk 9 (N:)		0 KB/s	0 KB/s 0%

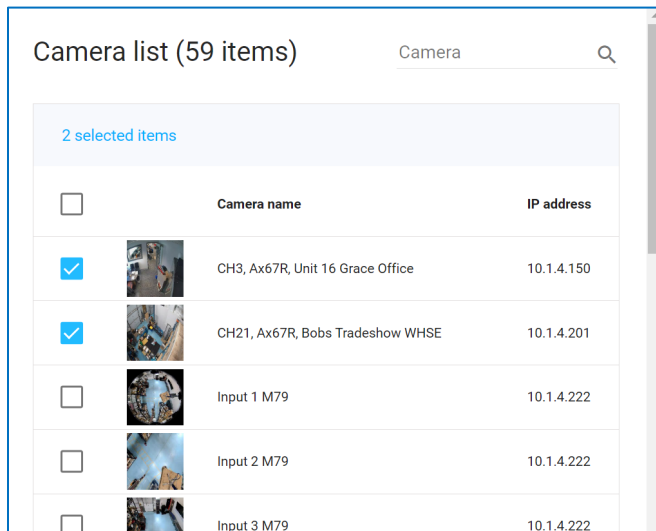
Improvements:

- Support new discovery method via camera SDK, where available, similar to Annexus Configuration Tool (ACT) (#69519)
- Allow i3Host and i3Ai Cloud connection to be configured through CMS, eliminating the need to configure this connection in the SRX-Pro Setup manually. Instead, SRX-Pro Setup will receive this information from the CMS Server. (#72505, #72699)
- Improve the video overwriting algorithm for simultaneous recording [accomplished through the changes in how channels are (re-)assigned to specific partitions] to minimize the gaps in video recording. (#71052)
- Provide greater details in the system log, to include the specific sub-page where the changes have been made. (#70341)

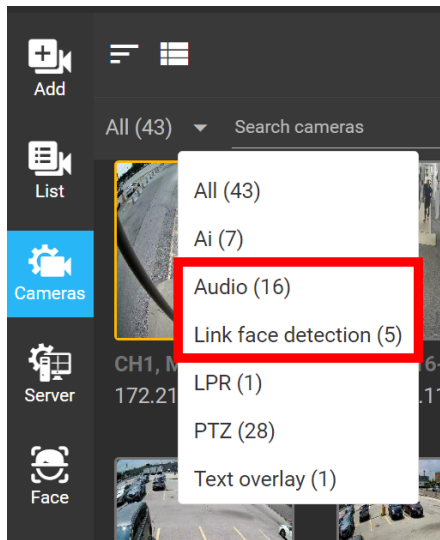
Logs list

User	IP address	Operation	Date time	Status
i3admin	127.0.0.1	Configuration is changed on CMS settings page	07/03/2024 09:44:29	Changed
i3admin	127.0.0.1	Configuration is changed on CMS settings page	07/03/2024 09:44:21	Changed

- Improve Video Loss logs (#72130)
 - Every 3 minutes, write a log for every failed channel reconnection attempt. “Reconnection failure X time(s) on channel [x]”.
 - Write a log to specify when the video connection has been restored. “Video returned to normal on channel [x].”
 - After 9 minutes, write a log (3 consecutive failed re-connection attempts): “Video Loss on channel [x].”
- Select the entire camera video as the default detection area for the Edge Ai function when enabled. (Select i3 cameras only). (#72910)
- Save camera selection in the **Apply To** APPLY TO screen while working on the same setup sub-page.



- Add “Audio” and “Face detection” filters to the Camera quick search drop-down menu. ([#72609](#))



Fixes

- Roll back the “delay start” settings for SRX-Pro service. ([#70384](#))
- Warning message wording improvement under Camera Ai setup settings. ([#72787](#))
- NCR#: 1978 – Issue adding cameras to SRX-Pro v7. ([#69862](#))
- VPC unable to connect to Relay server under specific firewall setup conditions ([#70007](#))
- CMS Mobile is unable to connect through the Relay server under specific conditions ([#70145](#))
- Improve system performance to prevent gipi video data drop during overwriting process ([#72202](#))

VPC v7.3 Compatibility Table.

Note: For i3 application compatibility, refer to i3’s [Software Compatibility Chart](#)

i3 Application / Device	Compatibility
i3Host	i3Host v.3.0.2.0 and higher
VPC	VPC v7.3.2.120 and higher
PACDM	PACDM v7.27.2.0 or higher PAC Converter v3.7.2.134 or higher
i3Ai	i3Ai v7.3.2.90 or higher
CMS	CMS v6.6.2.0 and higher
ACT	ACT 2.2.2.3 and higher

About Version:

Version 7.3.2.120
Build Date: May 31, 2024



Release History

Version	Release Type	Build date
7.3.2.120 (this version)	Production	July 8, 2024
7.3.2.88	Production	January 19, 2024
7.3.2.85	Interim	December 29, 2023
7.3.2.60	Interim	September 29, 2023
7.3.2.47	Production	July 19, 2023
7.3.2.45	Interim	July 14, 2023
7.3.2.16	Production	March 16, 2023
7.3.2.12	Interim	February 28, 2023
7.3.2.0	Production	January 16, 2023

Please contact technical support if you have any questions or issues.
Email: support@i3international.com
Tel.: 1.877.877.7241

CONTACT US

www.i3international.com

Toll free: 1.866.840.0004

Tel: 416.261.2266

Fax: 416.759.7776

CANADA

i3 International Inc.

780 Birchmount Rd, Unit 16

Toronto, Ontario

M1K 5H4, Canada

USA

i3 America (Nevada) Inc.

4001 Cobb International Boulevard,

Kennesaw, GA 30152