



June 20, 2023

To all of our customers and partners;

**Release Announcement: M75, 5MP 2.8-12 mm dome camera
B85, Back Box Mount for M75 camera**

i3 International is pleased to announce the release of **M75** 5MP LED dome camera and the mounting back box, **B85**.

Feature highlights:

- Motorized lens: 2.8-12mm, 3-axis camera adjustment
- Built-in LED light
- True WDR
- IR distance: 98ft (30m); LED distance 82ft (25m)
- h.264/h.265 compression
- 5-year limited warranty (except for the LED)



Compression & compatibility:

M75 supports h.264 and h.265 video compressions.

Note: CMS Video Streaming currently requires h.264 compression. SRX-Pro version 6 and below does not support h.265 compression.

Built-in LED light

The intelligent white light allows M75 to function as a flood light when human presence is detected by the camera. This practical feature cuts down on installation and energy costs and vastly improves the quality and usability of the nighttime video footage. The camera's built-in "edge" analytics function triggers the built-in white light in response to the human (pedestrian) and/or vehicle presence according to the configured schedule.

The sudden activation of the built-in white light causes the subjects to look directly at the light source, ensuring a high-quality face shot every time.

Getting the LED feature ready

Built-in LED light is pre-configured to turn on **between 6PM and 7AM** in response to human (pedestrian) presence. The schedule can be modified according to the lighting conditions at the installation site. To extend the lifespan of your camera's LED light, restrict the LED active time schedule to the evening and night-time hours, when the natural ambient light is low or absent.

CONTACT US

www.i3international.com

Toll free: 1.866.840.0004

Tel: 416.261.2266

Fax: 416.759.7776

CANADA

i3 International Inc.

780 Birchmount Rd, Unit 16

Toronto, Ontario

M1K 5H4, Canada

USA

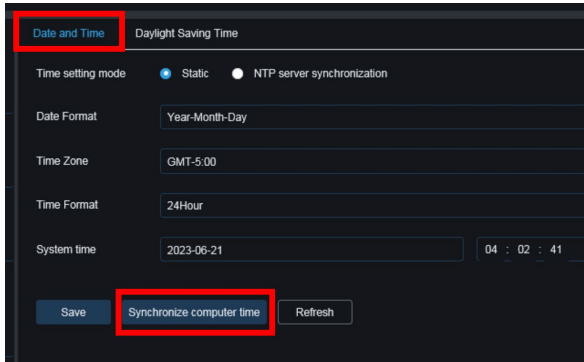
i3 America (Nevada) Inc.

4001 Cobb International Boulevard,

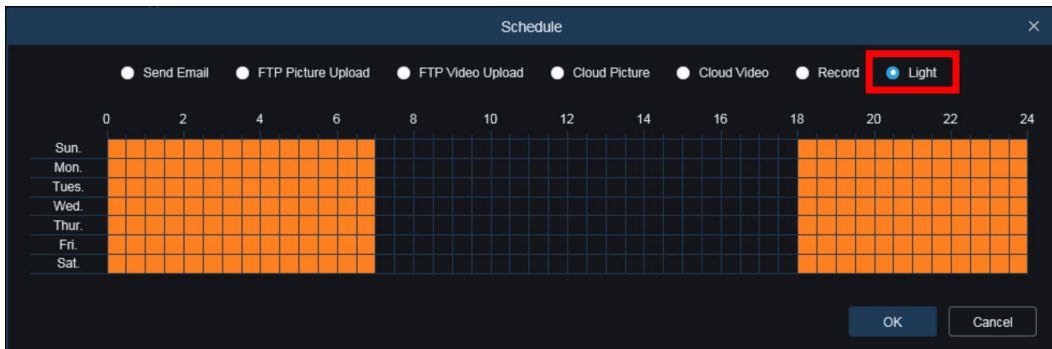
Kennesaw, GA 30152

Initial Setup:

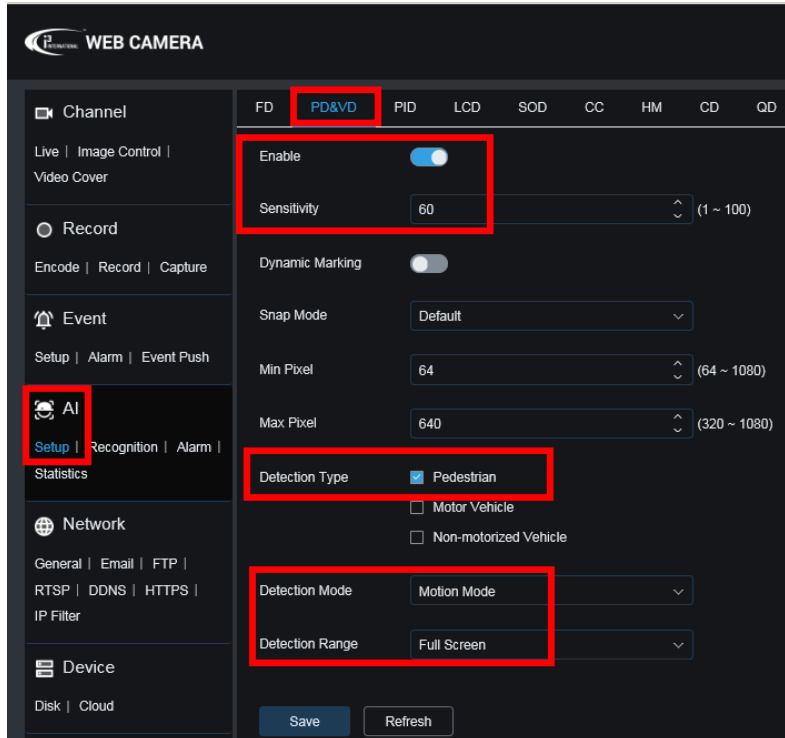
1. Set the camera’s administrative password through [Annexus Configuration Tool v2.1](#) (or above).
2. Assign unique static IP address.
3. In the camera’s Web GUI:
 - a. Synchronize camera time with NVR (computer) time.
Remote Setting > System > General > Date and Time > **Synchronize computer time.**



- b. (Optional) Modify Ai Alarm Light schedule for the Pedestrian Detection & Vehicle Detection (**PD&VD**), if needed. By default, the LED will go ON in response to pedestrian (human) presence between **6PM** and **7AM**. To extend the life of your camera’s LED, do not enable the LED light during the day, when there’s sufficient natural ambient light.
Remote Setting > Ai > Alarm > PD&VD (Make sure the **Light** toggle is **ON**) > **Schedule.**



- c. (Optional) Enable Ai Alarm for cars and non-motorized vehicles. Remote Setting > Ai > Setup > PD&VD > Detection Type > **Motor Vehicle, Non-motorized vehicle**. Click **Save** after making any changes.



Mounting options

M75 dome camera is designed for outdoor installations, with long-range IR and True Wide Dynamic Range (WDR) feature allowing for reliable performance in a variety of lighting conditions. These moisture-, dust- and vandal-resistant cameras are IP67-certified.

Supported M75 Mounting options:

B85 is the 3/4" back box mounting bracket for M75 camera, which supports a variety of mounting options.

Brackets & Accessories:

B85– back box for wire management, surface, pendant, pole/corner, parapet, and horizontal wall mount

DB60 – Gooseneck wall mount bracket, ¾”. Attach the B85.

DB60CPM – Corner/pole mount bracket. Attach the DB60.

Installation type	Mounting accessories required
Drywall / block wall / surface mount	B85
Horizontal wall mount	B85 + DB60
Pole mount / Corner mount	B85 + DB60 + DB60CPM
Pendant mount	B85 + ¾” EMT pipe
Parapet	B85 + I3D706 + CP1K
Electrical, hex & single gang boxes	B85
Outdoor wall junction box	Built-in



Part#: DB60

Part#: B85



Part#: DB60CPM

Refer to i3’s [Camera mounting reference guide](#) for more information.

i3 International Technical Support and Services

Email: support@i3international.com

Tel.: 1.877.877.7241