

**Re: Using Fiber connection with i3 switches**


To all of our customers and partners;

All i3 switches offer SFP (Small Form Factor Pluggable) fiber connections. See the table below for the number of SFPs and the fiber connection speed supported by each i3 switch model.

A list of recommended (optional) SFP transceiver models is also provided by switch model, for your convenience. For a complete manual for your i3 switch, please visit our [Media Library](#).

i3 Model	S81	S243	S242
# of SFPs supported	2	2	4
Max. connection speed supported	1Gbps	1Gbps	10Gbps
Recommended SFP Transceiver models	Finisar Technologies <b>FTLF1318P2BTL; FTRJ-8519-7D</b> AVAGO Technologies <b>AFBR-5710APZ; AFCT-5715LZ</b> Agilent Technologies <b>AFBR-5710APZ; AFCT-5715LZ</b>	Finisar Technologies <b>FTLX8574D3BCL; FTLX1471D3BCL</b> AVAGO Technologies <b>AFBR-703SDZ; AFCT-701SDZ</b> Agilent Technologies <b>AFBR-703SDZ; AFCT-701SDZ</b>	Finisar Technologies <b>FTLX8574D3BCL; FTLX1471D3BCL</b> AVAGO Technologies <b>AFBR-703SDZ; AFCT-701SDZ</b> Agilent Technologies <b>AFBR-703SDZ; AFCT-701SDZ</b>

**S81 – 2x 1G SFP ports**



**S243 – 2x 1G SFP ports**



**S242 – 4x 1G/10G SFP+ ports**



**CONTACT**

www.i3international.com  
 Toll free: 1.866.840.0004  
 Tel: 416.261.2266  
 Fax: 416.759.7776

**CANADA**

i3 International Inc.  
 780 Birchmount Rd,  
 Unit 16, Toronto, ON,  
 M1K 5H4

**USA**

i3 America (Nevada) Inc.  
 4450 Witmer Industrial  
 Estates, Unit 4, Niagara  
 Falls, NY 14305

### Installing an Optional SFP Transceiver on S81 and S243

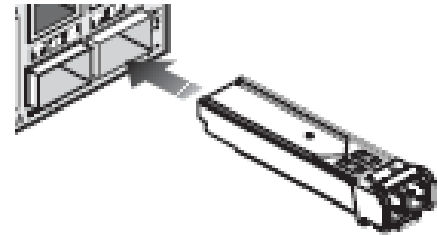
**S81** and **S243** switches support 2 Small Form Factor Pluggable (SFP+) 1GbE transceivers. The two mini-GBIC (Gigabit interface converter) slots are shared with the two 10/100/1000Base-T RJ-45 ports. When an SFP transceiver is installed in a slot, the associated RJ45 port is disabled and cannot be used. Ensure the network cable is NOT connected when you install or remove an SFP transceiver.

### Installing an Optional SFP Transceiver on S242

**S242** switch supports 4 Small Form Factor Pluggable (SFP+) 10GbE transceivers.

To install an SFP transceiver:

- Consider network and cabling requirements to select an appropriate SFP transceiver type.
- Insert the transceiver with the optical connector facing outward and the slot connector facing down. NOTE: SFP transceivers are designed to be installed in only one orientation.
- Slide the SFP transceiver into the slot until it clicks into place.



Maximum 1000BASE-SX Gigabit Fiber Cable Lengths			
Fiber Size	Fiber Bandwidth	Maximum Cable Length	Connector
62.5/125 micron multimode fiber	160MHz/km	220m (722 ft.)	LC
	200MHz/km	275m (902 ft.)	LC
50/125 micron multimode fiber	400 MHz/km	500m (1641 ft.)	LC
	500 MHz/km	550 m (1805 ft.)	LC

Maximum 1000Base-LX/LHX/XD/ZX Gigabit Fiber Cable Length			
Fiber Size	Fiber Bandwidth	Maximum Cable length	Connector
9/125/ micron single-mode fiber 1310nm	N/A	10km (6.2 miles)	LC
9/125/ micron single-mode fiber 1550nm	N/A	30km (18.64 miles)	LC
		50km (31.06 miles)	LC

Maximum 1000BASE-LX Single Fiber Gigabit Fiber Cable Length			
Fiber Size	Fiber Bandwidth	Maximum Cable Length	Connector
Single-Mode	N/A	20km (12.42 miles)	BIDI
TX-1310nm	N/A	20km (12.42 miles)	LC
RX-1310nm	N/A	20km (12.42 miles)	LC

### SFP Information

This page displays the information relevant to the SFP devices attached to the switch.

To display the SFP Information in the web interface:

- Click Monitor / Ports / SFP Port Info
- Check the Auto-Refresh check box to have the page automatically refresh every 3 seconds.

**CONTACT**

www.i3international.com  
 Toll free: 1.866.840.0004  
 Tel: 416.261.2266  
 Fax: 416.759.7776

**CANADA**

i3 International Inc.  
 780 Birchmount Rd,  
 Unit 16, Toronto, ON,  
 M1K 5H4

**USA**

i3 America (Nevada) Inc.  
 4450 Witmer Industrial  
 Estates, Unit 4, Niagara  
 Falls, NY 14305

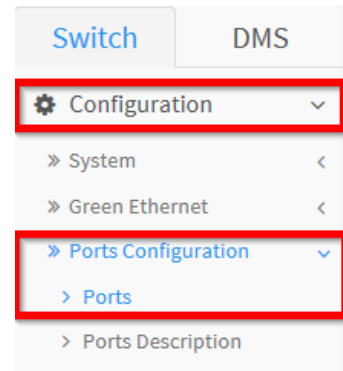


## Linking S81/S243 switch and S242 switch via fiber connection

1. Log into the switch setup GUI.
2. Open a web browser, go to <http://192.168.0.10> and enter the switch login and password.  
Default login: **i3admin**; default password: **i3admin**
3. Go to **Configuration > Ports Configuration > Ports**
4. For S81, set **Ports 9 and 10** to **SFP\_Auto\_AMS** and click **Apply**.

7	<span style="color: red;">●</span>	Down	Auto	<input type="checkbox"/>	<input type="checkbox"/>
8	<span style="color: orange;">●</span>	100fdx	Auto	<input type="checkbox"/>	<input type="checkbox"/>
9	<span style="color: red;">●</span>	Down	SFP_Auto_AMS	<input type="checkbox"/>	<input type="checkbox"/>
10	<span style="color: green;">●</span>	1Gfdx	SFP_Auto_AMS	<input type="checkbox"/>	<input type="checkbox"/>

Apply Reset



5. For S243, set **Ports 25 and 26** to **SFP\_Auto\_AMS** and click **Apply**.

23	<span style="color: red;">●</span>	Down	Auto	<input type="checkbox"/>	<input type="checkbox"/>
24	<span style="color: red;">●</span>	Down	Auto	<input type="checkbox"/>	<input type="checkbox"/>
25	<span style="color: red;">●</span>	Down	SFP_Auto_AMS	<input type="checkbox"/>	<input type="checkbox"/>
26	<span style="color: red;">●</span>	Down	SFP_Auto_AMS	<input type="checkbox"/>	<input type="checkbox"/>

Apply Reset

6. For S242, set **Ports 25, 26, 27, and 28** to **Auto** and click **Apply**.

24	<span style="color: red;">●</span>	Down	Auto	<input type="checkbox"/>	<input type="checkbox"/>
25	<span style="color: green;">●</span>	1Gfdx	Auto	<input type="checkbox"/>	<input type="checkbox"/>

With any pricing questions, kindly contact our Customer Care department at 1.866.840.0004.

Please contact technical support if you have any questions or issues.

Email: [support@i3international.com](mailto:support@i3international.com)

Tel.: 1.877.877.7241

Live Chat: <http://i3chat.i3international.com/chat>

i3 International Inc.

Technical Support and Services

*\*Service charge will be waived for i3 International registered dealers.*

**CONTACT** 

www.i3international.com  
Toll free: 1.866.840.0004  
Tel: 416.261.2266  
Fax: 416.759.7776

**CANADA** 

i3 International Inc.  
780 Birchmount Rd,  
Unit 16, Toronto, ON,  
M1K 5H4

**USA** 

i3 America (Nevada) Inc.  
4450 Witmer Industrial  
Estates, Unit 4, Niagara  
Falls, NY 14305

